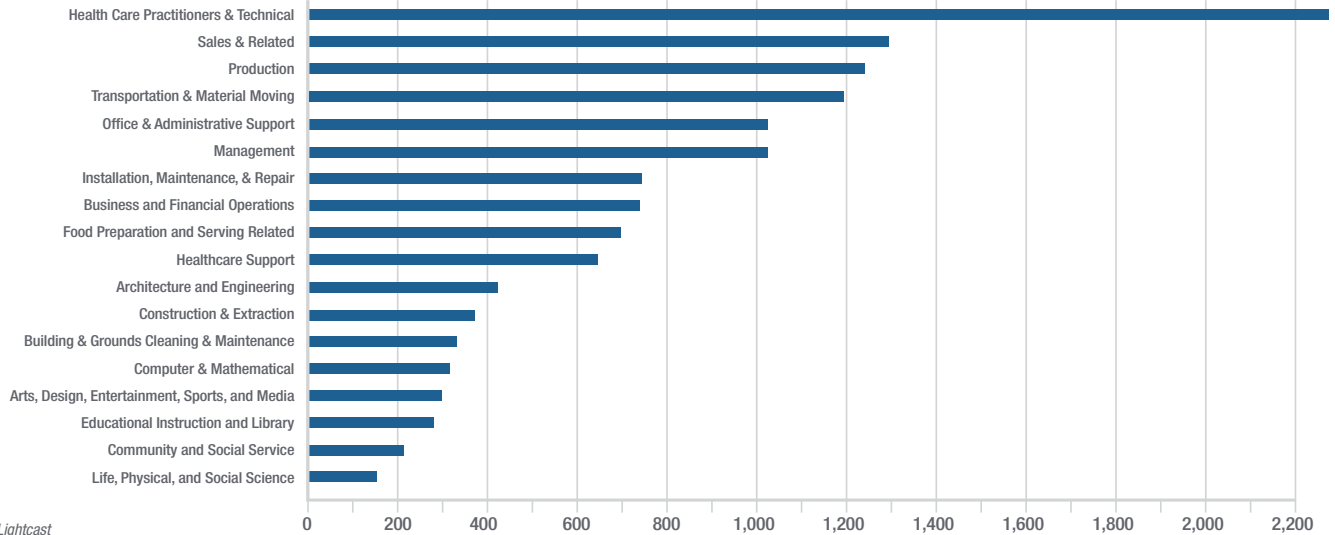


# Job Growth & Income

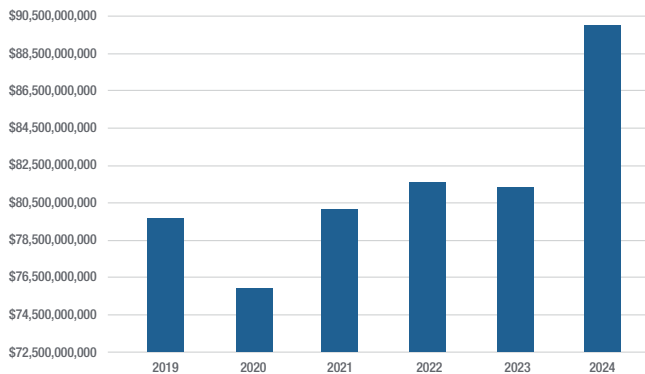
## Top Posted Occupations

● Unique Average Monthly Postings



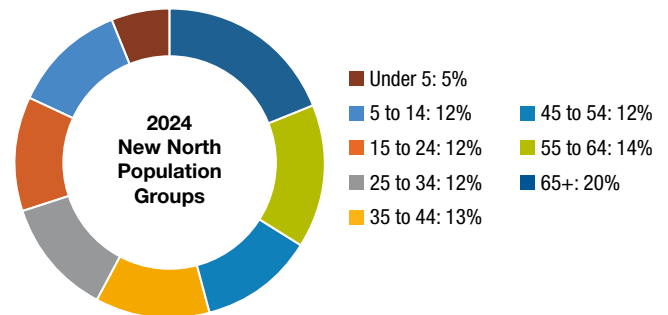
Source: Lightcast

## Gross Regional Product (GRP)



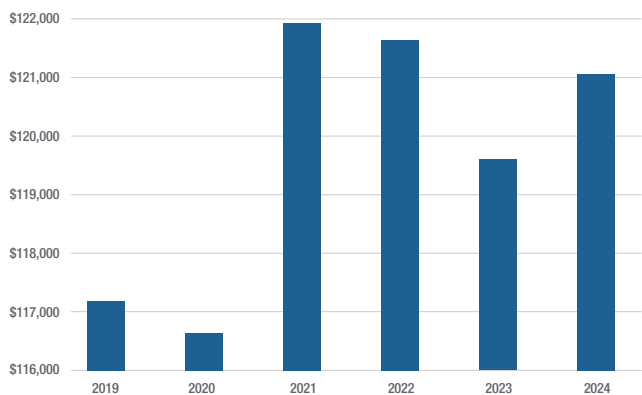
Source: Lightcast

## Population by Age



Source: Lightcast

## Production Capita



Source: Lightcast

## New North Job Growth

|           | Labor Force | Jobs      | GRP       | Imports   | Exports   |
|-----------|-------------|-----------|-----------|-----------|-----------|
| New North | 686,237     | 679,925   | \$82.35B  | \$102.99B | \$101.65B |
| State     | 3,144,655   | 3,264,613 | \$439.61B | \$392.12B | \$421.40B |

Source: Lightcast