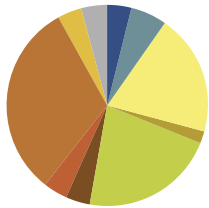


New North is a key strategic partner of the WEDC. The following charts reflect the level of investment engagement into the New North Region.

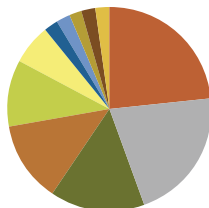
FY23



NUMBER OF AWARDS
by Industry

Accommodation	2
Agriculture	3
Education	10
Info & Comm	1
Manufacturing	11
Other Svcs	2
Professional Svcs	2
Public Admin	16
Real Estate	2
Other	2
Total	51

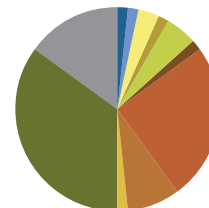
FY24



NUMBER OF AWARDS
by Industry

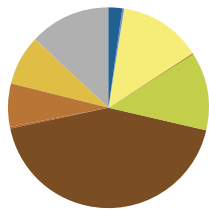
Accommodation	1
Administration	1
Agriculture	3
Construction	1
Education	5
Health Care	1
Manufacturing	11
Other Svcs	6
Professional Svcs	1
Public Admin	7
Other	10
Total	47

FY25



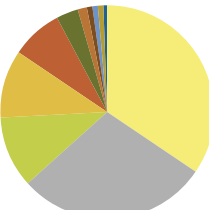
NUMBER OF AWARDS
by Industry

Accommodation	1
Administration	1
Agriculture	2
Construction	1
Education	3
Health Care	1
Manufacturing	15
Other Svcs	5
Professional Svcs	1
Public Admin	21
Other	9
Total	60



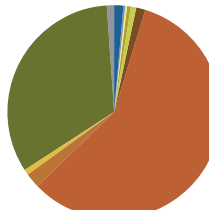
AWARD AMOUNT
by Industry

Accommodation	\$535,000
Agriculture	\$45,000
Education	\$3,209,152
Health Care	\$25,000
Info and Comm	\$3,000,000
Manufacturing	\$10,235,000
Other Svcs	\$31,200
Public Admin	\$1,695,459
Real Estate	\$1,930,000
Other	\$3,073,100
Total	\$23,778,911



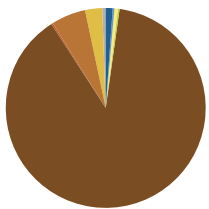
AWARD AMOUNT
by Industry

Accommodation	\$142,000
Administration	\$250,000
Agriculture	\$10,035,000
Construction	\$200,000
Education	\$3,099,300
Health Care	\$250,000
Manufacturing	\$2,264,000
Other Svcs	\$395,000
Professional Svcs	\$3,000,000
Public Admin	\$960,000
Other	\$8,320,459
Total	\$28,915,759



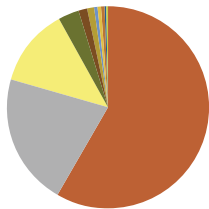
AWARD AMOUNT
by Industry

Accommodation	\$250,000
Administration	\$60,000
Agriculture	\$60,000
Construction	\$98,000
Education	\$129,500
Health Care	\$250,000
Manufacturing	\$10,142,000
Other Svcs	\$390,000
Professional Svcs	\$133,390
Public Admin	\$5,790,112
Other	\$4,073,421
Total	\$21,376,423



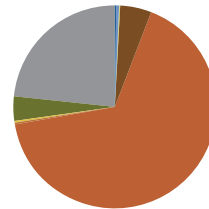
PROJECT COST
by Industry

Accommodation	\$4,639,700
Agriculture	\$58,500
Education	\$813,729
Health Care	\$25,000
Info & Comm	\$750,000
Manufacturing	\$309,628,500
Other Svcs	\$37,400
Public Admin	\$19,274,733
Real Estate	\$9,674,946
Other	\$1,205,545
Total	\$346,108,053



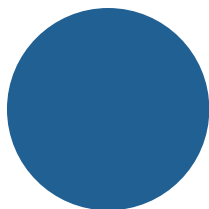
PROJECT COST
by Industry

Accommodation	\$569,971
Administration	\$1,350,000
Agriculture	\$22,045,500
Construction	\$1,759,000
Education	\$248,950
Health Care	\$2,310,952
Manufacturing	\$102,071,013
Other Svcs	\$655,000
Professional Svcs	\$1,000,000
Public Admin	\$5,923,123
Other	\$36,632,575
Total	\$174,566,084



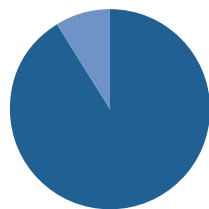
PROJECT COST
by Industry

Accommodation	\$847,500
Administration	\$1,060,900
Agriculture	\$78,000
Construction	\$118,544
Education	\$253,250
Health Care	\$11,217,783
Manufacturing	\$149,561,668
Other Svcs	\$649,731
Professional Svcs	\$266,780
Public Admin	\$8,753,587
Other	\$52,391,780
Total	\$225,199,523



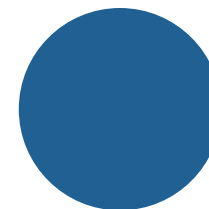
PROJECTED JOBS
by Industry

Manufacturing	4,204
---------------	-------



PROJECTED JOBS
by Industry

Manufacturing	870
Transportation	82
Total	952



PROJECTED JOBS
by Industry

Manufacturing	518
---------------	-----